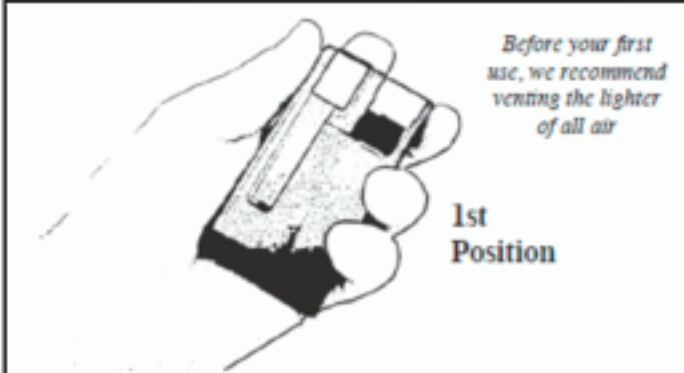


Basic Instructions for Use

The Vape-or-Smoke™ works by passing heated air through the user's choice of tobacco or herbs.

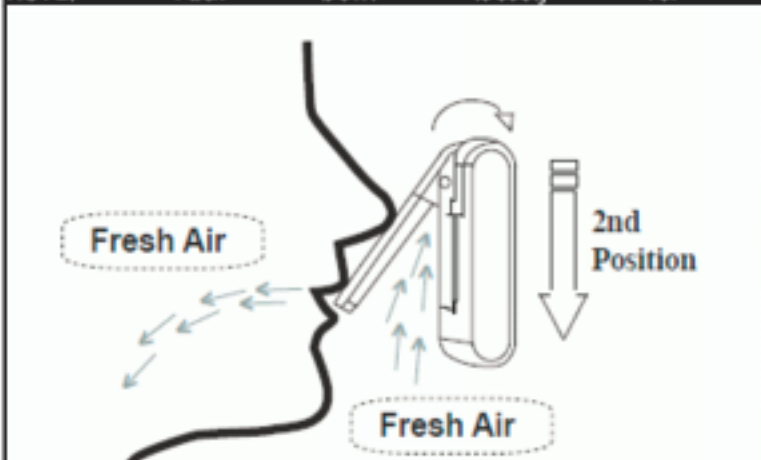


Step

1

Ensure unit is clean and filled with APPROVED butane. Using your thumb, push bowl away from unit. Load bowl with your favorite tobacco and close cover. Hold Vape-or-Smoke in preferred hand and use the index finger to roll the Mouthpiece Boss back to unlock mouthpiece.

NOTE: Pack bowl loosely for maximum air flow

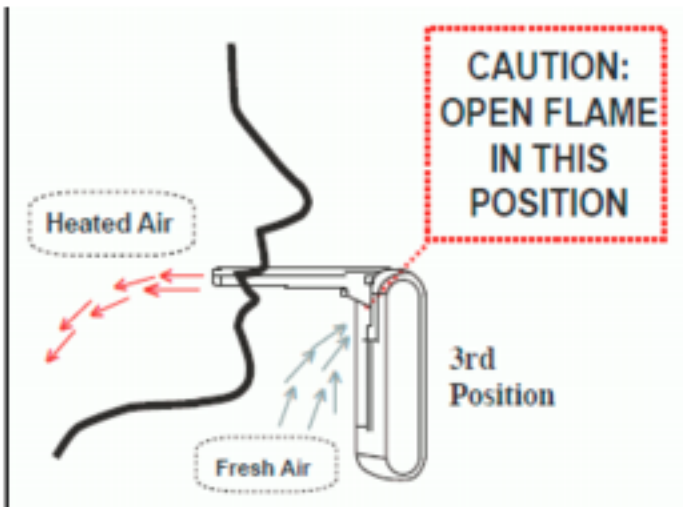


Step

2

Place Mouthpiece into mouth and begin inhaling. Pull the unit downward to ignite the lighter.

NOTE: Once you stop inhaling, the flame should extinguish. (This is a safety feature)



Step **3**
Continue inhaling. Pay attention to the temperature of the vapor. When your tobacco blend in the bowl is at the right temperature, move the mouthpiece back to the second position. This will allow you to inhale without the flame.